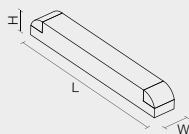
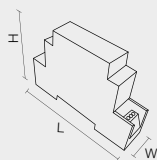


**STRIPE LED  
TWIN  
SLIM  
TRATTO  
PUNTO**



DRIVER INGRESSO 230Vca USCITA 24Vdc PWM. Ingressi di controllo: DALI, TOUCH DIM  
DRIVER DALI INPUT 230Vac OUTPUT 24Vdc PWM. Control input: DALI, TOUCH DIM

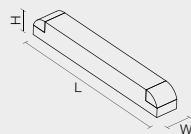
CODE	INPUT	OUTPUT	HOUSING	POWER	IP	DIM. (LxWxH)
<b>TE020</b>	198-254Vac	24V PWM	Remote mounting	75W	IP20	220x47x44mm



DIMMER MONOCANALE. Ingressi di controllo: pulsante, 1÷10 V  
DIMMER ONE CHANNEL. Control input: push button, 1÷10 V

CODE	INPUT	OUTPUT	HOUSING	POWER	IP	DIM. (LxWxH)
<b>TE040</b>	24Vdc	24V PWM	Remote mounting or DIN bar	192W	IP20	90x17x58mm

**STRIPE  
GO T5 E  
T5 SEAMLESS**

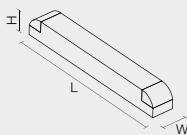


ALIMENTATORE DIMMERABILE. Ingressi di controllo: DALI, TOUCH DIM  
DIMMABLE POWER SUPPLY. Control input: DALI, TOUCH DIM

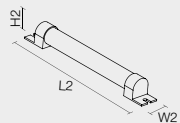
CODE	INPUT	ARTICLE	HOUSING	IP	TECHINAL DATA	DIM. (LxWxH)
<b>TE027</b>	220-240Vac	Stripe	Inside product	IP20	1x14W/24W T5	360x30x21mm
<b>TE029</b>	220-240Vac	Stripe	Inside product	IP20	1x21W/39W T5	360x30x21mm
<b>TE023</b>	220-240Vac	Stripe	Inside product	IP20	1x28W/54W T5	360x30x21mm
<b>TE031</b>	220-240Vac	Stripe	Inside product	IP20	1x35W/49W T5	360x30x21mm
<b>TE033</b>	220-240Vac	Stripe	Inside product	IP20	1x80W T5	360x30x21mm

## KIT DI EMERGENZA EMERGENCY KIT

### RIFLESSO RUNNER



COMBO/INVERTER

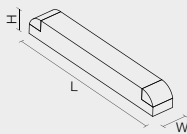


BATTERY

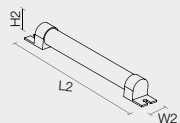
#### KIT DI EMERGENZA PER LAMPADE FLUORESCENTI DIMMABLE POWER SUPPLY FOR FLUORESCENT LAMP

CODE	INPUT	ARTICLE	HOUSING	TECHINAL DATA	SUPPLIED	DIM. (LxWxH)	BATTERY	DIM. (L2xW2xH2)	BFL (% LIGHTING FACTOR)
<b>TE015</b>	220-240Vac	Riflesso fluo	Remote mounting	2G11 - 18W/24W	INVERTER	230x32x22mm	NiCd 3h	272x40x33mm	21% (18W) / 14% (24W)
<b>TE078</b>	220-240Vac	Riflesso quadro	Inside product (Battery remote mounting)	Gx24 q-2 2x18	COMBO	123x102x31mm	NiMh 3h	276x26x26mm	15%
<b>TE044</b>	220-240Vac	Runner quadro	Inside product (Battery remote mounting)	Gx24 q-3 2x26	COMBO	123x102x31mm	NiMh 3h	276x26x26mm	8,5%
<b>TE045</b>	220-240Vac	Runner lungo Runner lungo G Runner quadro G Riflesso trik-trak	Inside product Remote mounting	2G11 - 18W 2G11 - 55W T5 circolina - 55W Gx24 q-3-4 1x26W/32W/42W	INVERTER	150x40x30mm	NiCd 3h	272x40x33mm	31% (18W) / 10% (55W-2G11) / 6% (55W-circolina) 21% (26W) / 12% (32W) / 8% (42W)

### STRIPE GO T5 E T5 SEAMLESS



COMBO



BATTERY

#### KIT DI EMERGENZA PER LAMPADE FLUORESCENTI DIMMABLE POWER SUPPLY FOR FLUORESCENT LAMP

CODE	INPUT	ARTICLE	HOUSING	TECHINAL DATA	SUPPLIED	DIM. (LxWxH)	BATTERY	DIM. (L2xW2xH2)	BFL (% LIGHTING FACTOR)
<b>TE006</b>	220-240Vac	Stripe GO 60	Remote mounting	T5 14W	COMBO	425x30x21mm	NiMh 3h	215x26x26mm	17%
<b>TE007</b>	220-240Vac	Stripe GO 60	Remote mounting	T5 24W	COMBO	425x30x21mm	NiMh 3h	276x26x26mm	13%
<b>TE008</b>	220-240Vac	Stripe GO 90	Remote mounting	T5 21W	COMBO	425x30x21mm	NiMh 3h	336x26x26mm	12%
<b>TE009</b>	220-240Vac	Stripe GO 90	Remote mounting	T5 39W	COMBO	425x30x21mm	NiMh 3h	336x26x26mm	7%
<b>TE010</b>	220-240Vac	Stripe GO 120	Inside product	T5 28W	COMBO	425x30x21mm	NiMh 3h	336x26x26mm	12%
<b>TE011</b>	220-240Vac	Stripe GO 120	Inside product	T5 54W	COMBO	425x30x21mm	NiMh 3h	396x26x26mm	6%
<b>TE012</b>	220-240Vac	Stripe GO 150	Inside product	T5 35W	COMBO	425x30x21mm	NiMh 3h	396x26x26mm	13%
<b>TE013</b>	220-240Vac	Stripe GO 150	Inside product	T5 49W	COMBO	425x30x21mm	NiMh 3h	336x26x26mm	6%
<b>TE014</b>	220-240Vac	Stripe GO 150	Inside product	T5 80W	COMBO	425x30x21mm	NiMh 3h	396x26x26mm	4,8%